

B Series

Industry Standard DIN Totalizing Counters

Features

- 5 and 6 Digits with Reset
- 8 Digits Non-Reset
- Secret Rear Reset Option
- Reversed Colored Number Wheels
- UL Listed, CE Certified
- Low Cost



Applications:

General purpose, high performance/low cost counter for monitoring manufacturing processes, flow totals, test cycles where accurate count must be displayed even when power is lost.

Description:

This counter series utilizes an all plastic housing and frame to achieve lower cost without sacrificing quality. Count life is 200 million minimum with optional speeds to 50 counts per second possible. Spring clip or two screw mountings are standard. Plug-in and rear stud mounting available on special order.

Specifications:

- Count Life:** 200 million.
- Numbers:** .160" (4mm) high.
- Housing:** Black plastic, 5, 6 or 8 digit,
- Connections:** .060" pins with push on connectors.
- Count Speed with DC:** 10, 25 count/sec. (optional 50 counts) per sec.
- Count Speed with AC:** 18 counts/sec.
- Impulse Ratio:** 60% on time, 40% off time (Min.).
- Operating Voltage:** 6, 12, 24, 48, 110, 220 VDC; 24, 48, 110, 220 VAC
- Operating Temperatures:** +23°F to +104°F (-5°C to +40°C);
- Approvals:** UL# E60420, CE Approved
- Weight:** 3 oz.
- Max. Count Time:** Continuous 50/50 or 60/40, on/off.

Count Input:

Voltage	Count Per Sec.	Time In Millisec On	Time In Millisec Off	Pulse Ratio	Power Consumption	
					Count	Reset
DC	5	120	80	3:2	85 mW	N/A
	10	60	40	3:2	1 W	
	25	24	16	3:2	2 W	
AC	18	27	27	1:1	2.9 VA	N/A

How To Order:

EXAMPLE: B 16 1 1 24VDC 25CPS

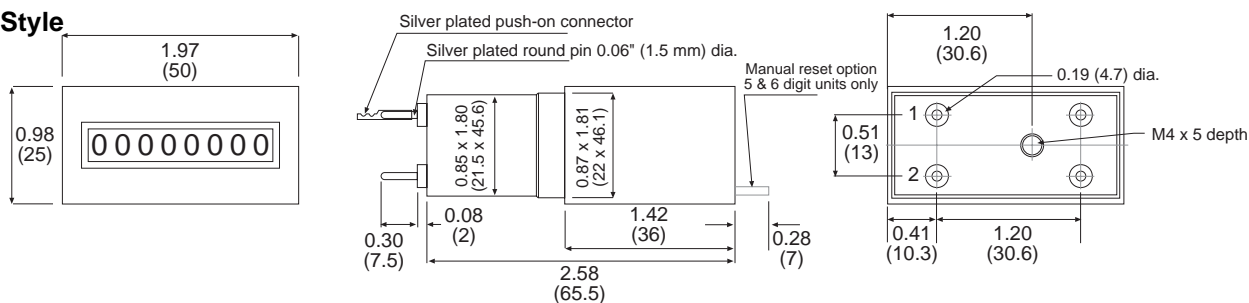
Series _____					
B					
Digits _____					
15 = 5 digits					
16 = 6 digits					
18 = 8 digits					
Mounting _____					
0 = Non flange (for F1)					
1 = Screw panel					
2 = Spring clip					
3 = Large screw panel					
Reset _____					
0 = Non-reset					
1 = Manual push button					
4 = Secret Reset					
Voltages (specify) _____					
6, 12, 24, 48, 110 and 220 VDC					
24, 48, 110 and 220 VAC					
Count Speeds (specify) _____					
5, 10, 25 CPS DC					
18 CPS AC					

Available Options (add to end of part number)

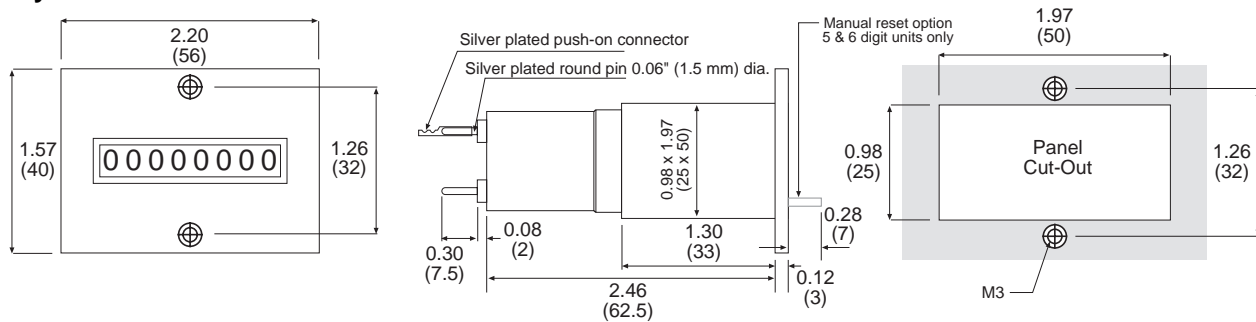
- K1B - Silicone cover #3 mount style
- F1B Frame - with socket box 945.2
- 0 Mount only
- 945.2 - Socket box
- F1DVS - Frame with locking cover & 945.2 socket box
- F1DK - Frame with knob closure cover & 945.2 socket box
- US - Key reset
- LT - Low temperature (-22°F to +115°F)
- HT - High temperature (+14°F to +140°F)
- 50 counts per second (specify)
- FL - 6" Wire Leads

Mounting:

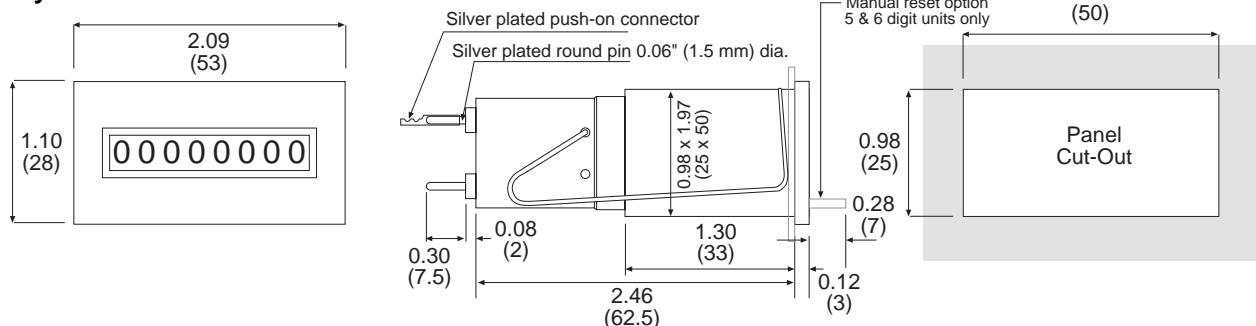
0 Mount Style



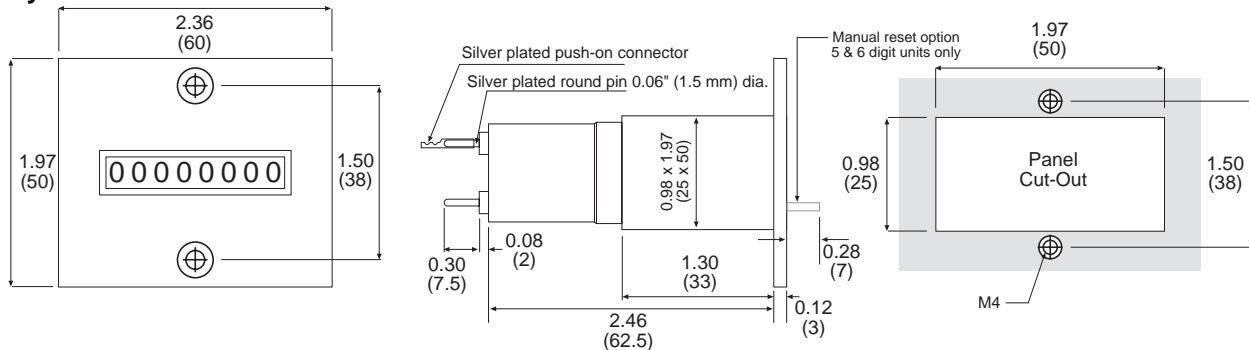
1 Mount Style



2 Mount Style



3 Mount Style



F1B Mount Style

